

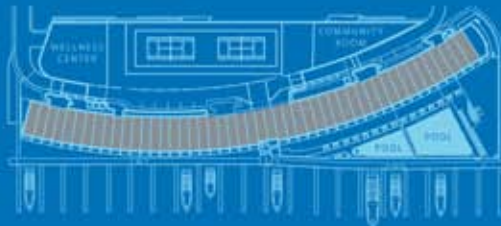
ARTECH

BAY HOME A

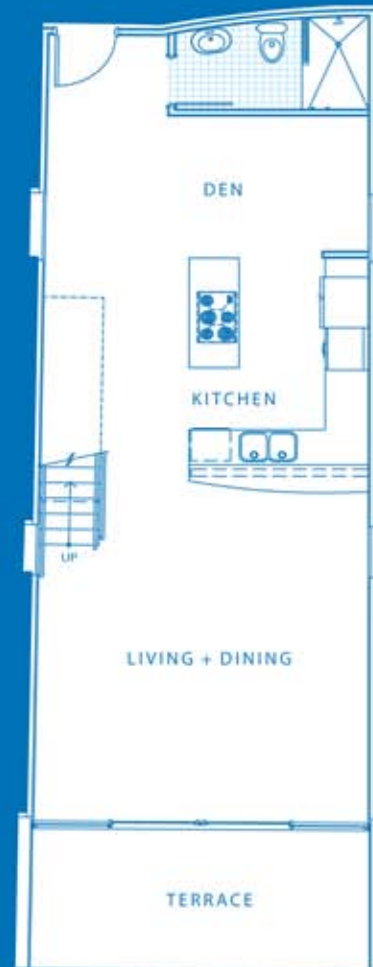
2-BEDROOM + DEN / 3 BATH

LEVEL 3 - ELEVATION (4TH AND 5TH FLOOR)

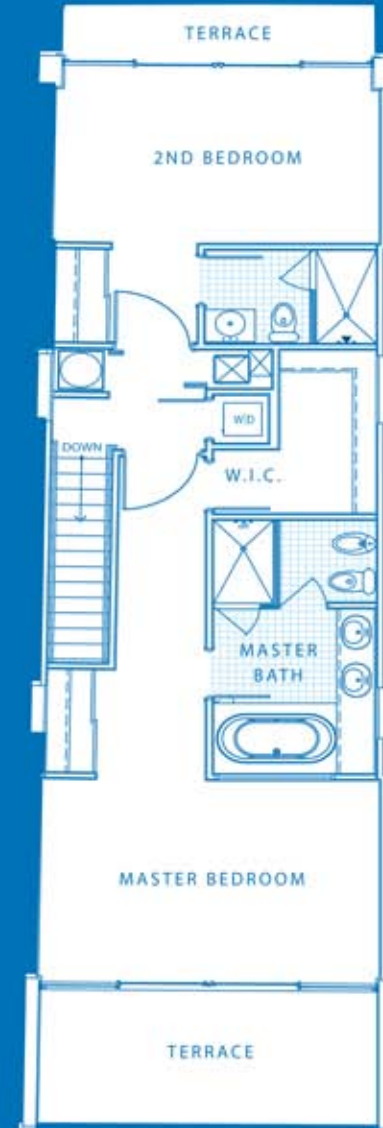
	SF	SM
LIVING AREA	1,679	156
TERRACES	267	25
TOTAL	1,946	181



ENTRY LEVEL



UPPER LEVEL



WATERFRONT / MARINA

NOT TO SCALE. ALL DIMENSIONS ARE APPROXIMATE, AND ALL FLOORPLANS AND DEVELOPMENT PLANS AND ANY MATERIALS DISTRIBUTED IN CONNECTION THEREWITH ARE SUBJECT TO CHANGE FROM TIME TO TIME BY THE DEVELOPER IN ITS SOLE DISCRETION. NO ORAL OR WRITTEN REPRESENTATIONS OF DEVELOPER SHALL BE BINDING UPON DEVELOPER UNLESS CONTAINED IN THE DOCUMENTS REQUIRED BY APPLICABLE LAW INCLUDING SECTION 718.503, FLORIDA STATUTES, TO BE FURNISHED TO THE BUYER OR LESSEE AND EXECUTED BY DEVELOPER.